



RADIEN

User manual





**TWO-YEAR
WARRANTY**

Ase Ultra sound suppressors have a two-year warranty that covers any manufacturing faults.

Purchase date: / /

n:o: _____

Distributor: _____



EFFECTIVE ACCURATE COMPACT DURABLE

Ase Utra suppressors are used especially by shooters who value the compact size, weight and effectiveness of the product. They have been developed to significantly reduce the firing signature

The reduced sound signature lessens the shooters risk to receive hearing damage and also reduces the environment noise around shooting ranges. The suppressor also reduces recoil effectively. Due to the low recoil, the shooter can focus better in the aiming and trigger control. Of significance is also the fact that the suppressor does not reduce the muzzle velocity or affect the accuracy of the weapon negatively. The weight of the suppressor affects the barrel vibrations and therefore the point of the impact can be different, compared to an unsuppressed weapon. This change is weapon specific. The suppressor is meant to be used both with sub-sonic and super-sonic ammunition.

Why choose an Ase Utra suppressor?

- reduce the risk of temporary or permanent hearing loss
- reduce environmental noise
- Ase Utra suppressors significantly reduce recoil
- eliminate the muzzle flash visible in the dark
- compatible with weapons with iron sights
- Ase Utra suppressors often improve firing accuracy

INSTALLATION

The suppressor is attached by a thread. If the weapon does not have a thread, one should be made by a proficient gunsmith. The Radien suppressors require 100 mm of free length on the barrel and the maximum allowed barrel diameter is 22.5 mm.

USE

The suppressors are available in a variety of metric and inch size threads. The suppressor is attached by turning the suppressor onto the mounting thread, using reasonable force. Before firing, check that the suppressor is tightly mounted. We recommend checking the attachment of the suppressor also between 5-10 rounds. When the suppressor is mounted, check that the suppressor is aligned properly. A loose or misaligned suppressor should not be shot with. Unstable or projectiles that disintegrate after the muzzle (frangible, sabot etc.) are not to be shot through the suppressor. **Only Radien 300 is suitable for Magnum calibers. Do not use other Radien models in Magnum caliber firearms.**

Check that the rifling twist is correct for the bullet weight in use. When the suppressor is not in use, the thread cover should be used. If you are not sure of an issue, further information can be received from the manufacturer. **Radien suppressor allows you to shoot multiple shots in a row. We recommend cooling the suppressor when heat mirage becomes visible through your scope. This usually happens after approximately 10 shots.**

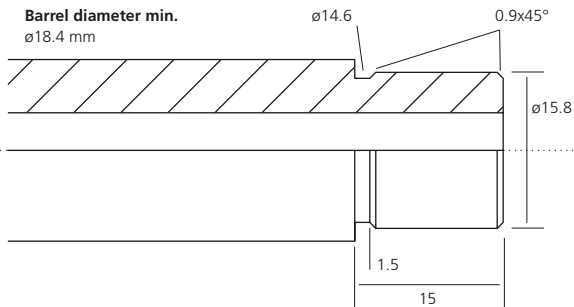
MAINTENANCE

It is important that the suppressor is taken off after shooting and placed in an upright position so the moisture inside the suppressor can vaporize. Store the suppressor in a dry space separate from the rifle. **We recommend keeping the baffles inside the suppressor slightly oiled.**

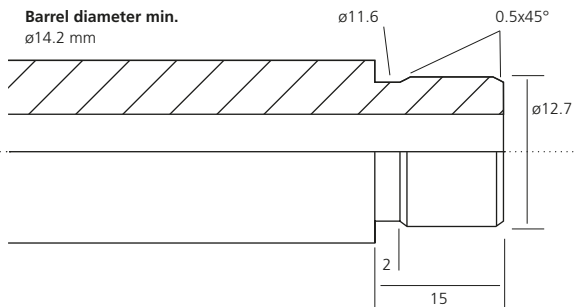


Do not try to open or dismantle the suppressor!

Barrel thread measurement 5/8" x 24 UNEF



Barrel thread measurement 1/2" x 28 UNEF



Barrel thread measurement SAKO-thread

Barrel diameter min.

M14x1 $\varnothing 15.5$ mm

M15x1 $\varnothing 16.5$ mm

M18x1 $\varnothing 19.5$ mm

M14x1 $\varnothing 12.8 \pm 0.1$

M15x1 $\varnothing 13.8 \pm 0.1$

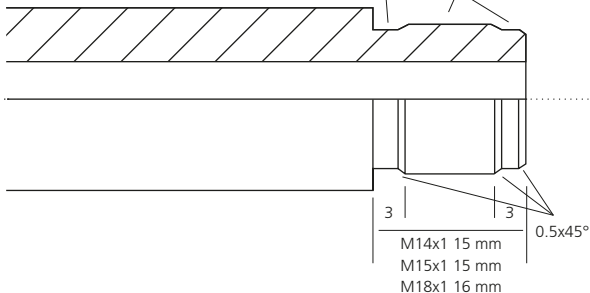
M18x1 $\varnothing 16.5 \pm 0.1$

Thread

M14x1 -6g

M15x1 -6g

M18x1 -6g



SUSTAINABLE SUPPRESSION))) SINCE 1994



Ase Utra Oy
Valokaarentie 8
FI-80710 Lehmo, Finland

Tel. +358 10 423 8810
contact@aseutra.fi
www.aseutra.fi

